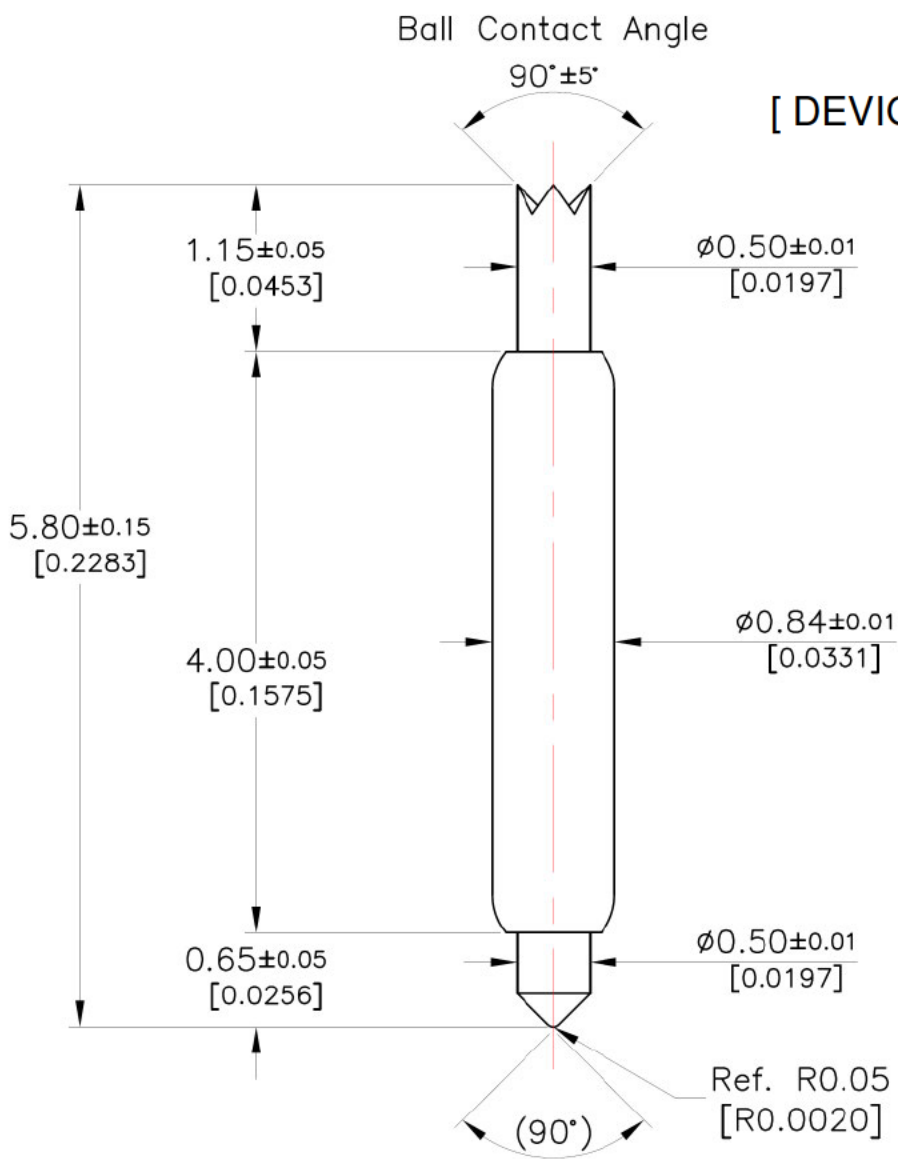


REV	DESCRIPTION	DATE	BY
A	NEW DRAWING	06/26/14	TF

SKT4073



Pointing Accuracy: ± 0.05 mm

Spring Force [±20%]
 4.7g (0.164oz) at initial travel
 20.4g (0.721oz) at 1.00mm (0.0394) recommended travel
 25.2g (0.888oz) at 1.30mm (0.0512) full travel

Material & Finish
 Plunger (Device) Hardened Beryllium Copper / Gold Plated
 Plunger (Board) Hardened Beryllium Copper / Gold Plated
 Barrel Phosphor Bronze / Gold Plated
 Spring Stainless Steel / Gold Plated

UNLESS OTHERWISE SPECIFIED:
 DIMENSIONS ARE IN MILLIMETERS
 SURFACE FINISH:
 GENERAL TOLERANCES: ±0.10
 LINEAR:
 ANGULAR:

ALL DIMENSIONS ARE IN MILLIMETERS UNLESS OTHERWISE SPECIFIED

EMULATION TECHNOLOGY, INC.
 VLSI and SMT ADAPTERS and ACCESSORIES

759 FLYNN ROAD
 CAMARILLO, CA 93012

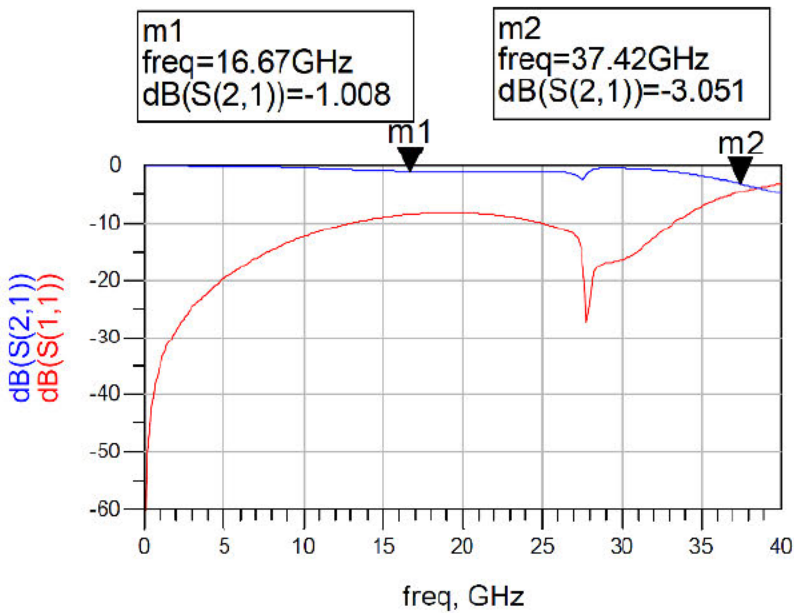
TEL: (805) 383-8480
 FAX: (805) 383-8484

SHEET: 1 OF 2	DATE: 06/26/14	REVISION: A	ASSEMBLY DRAWING
CHECKED:	PREPARED BY: T. FOOTE	ITEM: POGO-PIN-5.80-5	
DO NOT SCALE DRAWING			DESCRIPTION: POGO-PIN-5.80-5

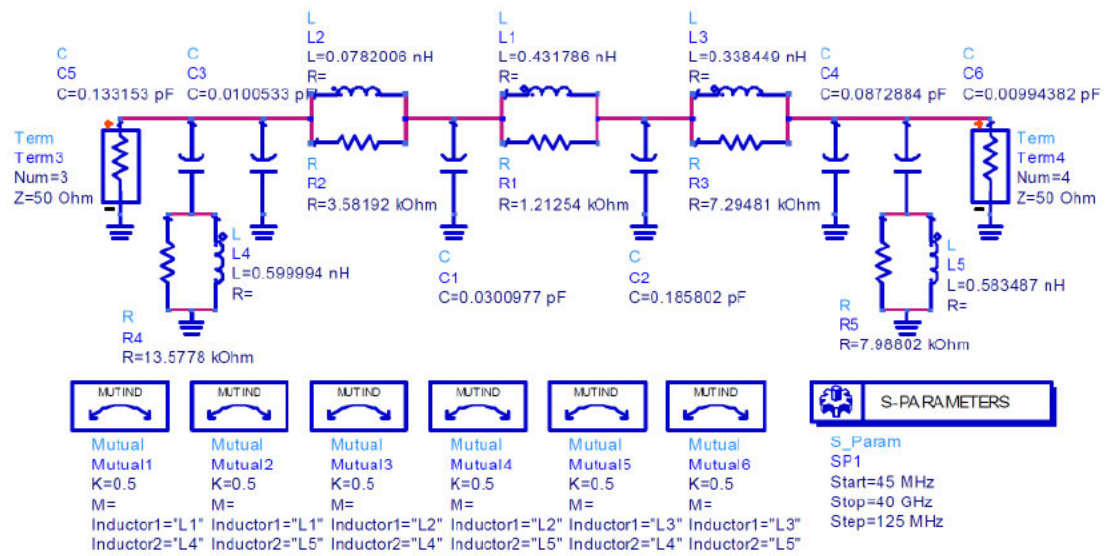
Electrical Spec.

- Current Rating : 4.0A Continuous
- Self Inductance : 0.85nH
- Capacitance : 0.45pF
- Bandwidth : 37.42GHz @ -3.051dB
(Dielectric material : ULTEM1000)

- Mutual Inductance : 0.50nH(K=0.5)
- Propagation Delay : 55.19ps
- Insertion Loss : -1.008dB @ 16.67GHz



- S-parameter -



- Equivalent-circuit model -

ALL DIMENSIONS ARE IN MILLIMETERS UNLESS OTHERWISE SPECIFIED

EMULATION TECHNOLOGY, INC.
VLSI and SMT ADAPTERS and ACCESSORIES

759 FLYNN ROAD
CAMARILLO, CA 93012
TEL: (805) 383-8480
FAX: (805) 383-8484

SHEET: 2 OF 2	DATE: 06/26/14	REVISION: A	ASSEMBLY DRAWING
CHECKED:		PREPARED BY: T. FOOTE	ITEM: POGO-PIN-5.80-5
DO NOT SCALE DRAWING			DESCRIPTION: POGO-PIN-5.80-5

UNLESS OTHERWISE SPECIFIED:
DIMENSIONS ARE IN MILLIMETERS
SURFACE FINISH:
GENERAL TOLERANCES: ±0.10
LINEAR:
ANGULAR: