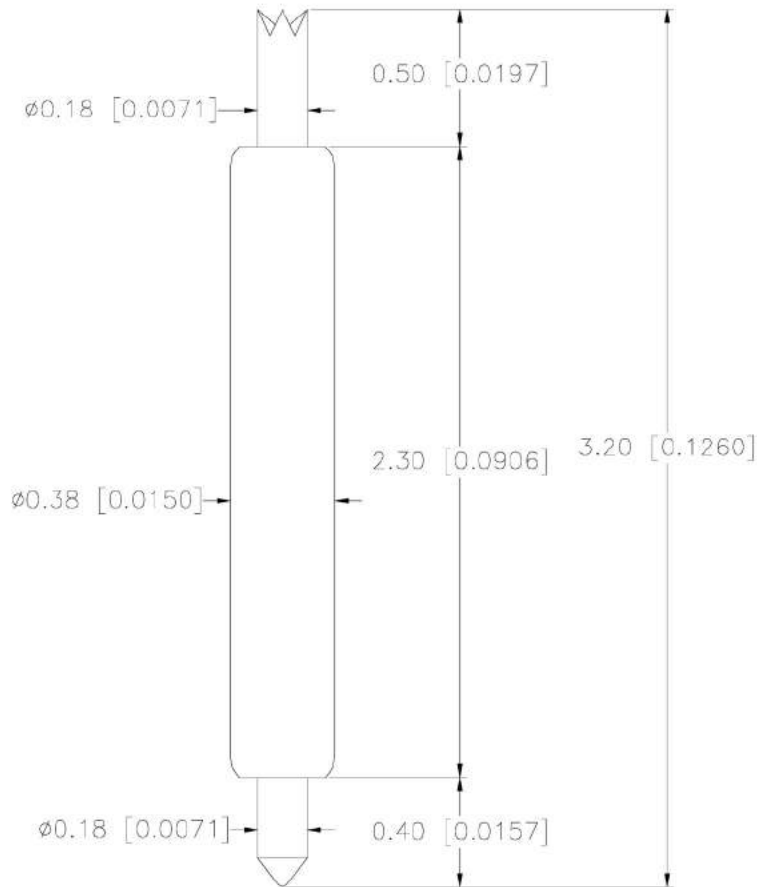


REV	DESCRIPTION	DATE	BY
A	NEW DRAWING	06/13/03	SC

SKT1766
DOD41766



Unit: Millimeter[inch]

Spring force

- 9.50g(0.335oz) at initial travel
- 16.00g(0.564oz) at 0.45mm(0.0177) recommended travel
- 18.00g(0.635oz) at 0.57mm(0.0224) full travel

Material & Finish

- Plunger Hardened Beryllium copper / Gold Plated
- Barrel Phospher Bronze / Gold Plated
- Spring Music Wire / Gold Plated

ALL DIMENSIONS ARE IN INCHES UNLESS OTHERWISE SPECIFIED



Emulation Technology, Inc.

VLSI and SMT ADAPTERS and ACCESSORIES

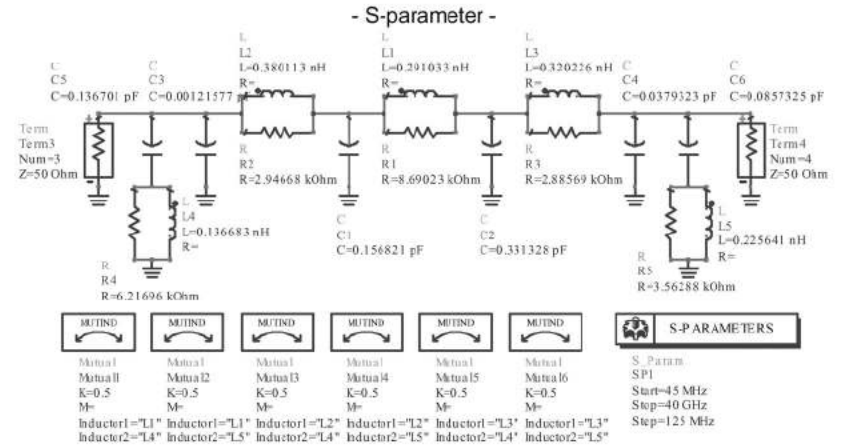
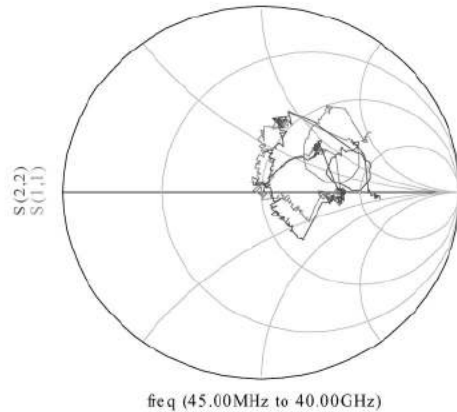
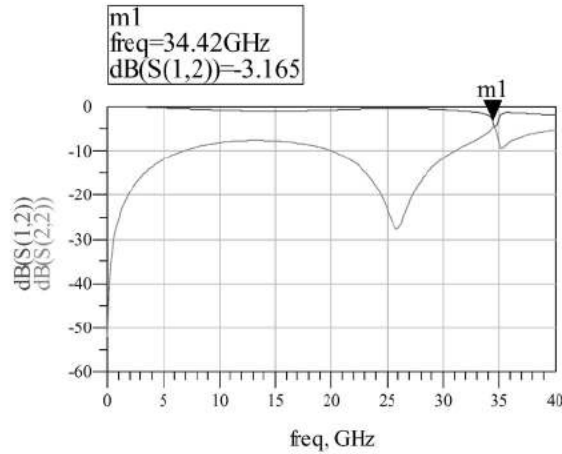
2344 Walsh Avenue, Bldg F
Santa Clara, CA 95051

TEL: (408) 982-0660
FAX: (408) 982-0664

SHEET: 1 OF 2	DATE: 6/10/03	REVISION: A	ASSEMBLY DRAWING
CHECKED: Joe Bagliere	DRAWN:	ITEM: POGO-PIN-3.20-1	
SCALED:	DO NOT SCALE DRAWING	DESCRIPTION: POGO-PIN-3.20-1, 0.50mm Pitch	

REV	DESCRIPTION	DATE	BY
A	NEW DRAWING	06/13/03	SC

SKT1766
DOD41766



- Equivalent-circuit model -

Electrical Spec.

Current Rating	: 0.5A Continuous
Probe Resistance	: Less than 50mohm
Self Inductance	: 0.99nH
Mutual Inductance	: 0.60nH(K=0.5)
Capacitance	: 0.75pF
Bandwidth	: 34.42GHz
Propagation Delay	: 24.44ps
(Dielectric material)	: ULTEM1000)

ALL DIMENSIONS ARE IN INCHES UNLESS OTHERWISE SPECIFIED			
		Emulation Technology, Inc. VLSI and SMT ADAPTERS and ACCESSORIES	
		2344 Walsh Avenue, Bldg F Santa Clara, CA 95051	TEL: (408) 982-0660 FAX: (408) 982-0664
SHEET: 2 OF 2	DATE: 6/10/03	REVISION: A	ASSEMBLY DRAWING
CHECKED: Joe Bagliere	DRAWN: SC	ITEM:	POGO-PIN-3.20-1
SCALED: N/A	DO NOT SCALE DRAWING	DESCRIPTION:	POGO-PIN-3.20-1, 0.50mm Pitch